



Signing up for ACH payments through Paymerang

You will soon receive an emailed invitation to sign up with Paymerang to receive ACH (Direct Deposit) payments:



Employee, you've received an invitation.

Your Employer has invited you to join Paymerang's ACH network.

On behalf of Mugatu, you have been invited to join Paymerang's network. Soon you will be able to receive electronic payments. Use the button below to connect to Paymerang's ACH network.

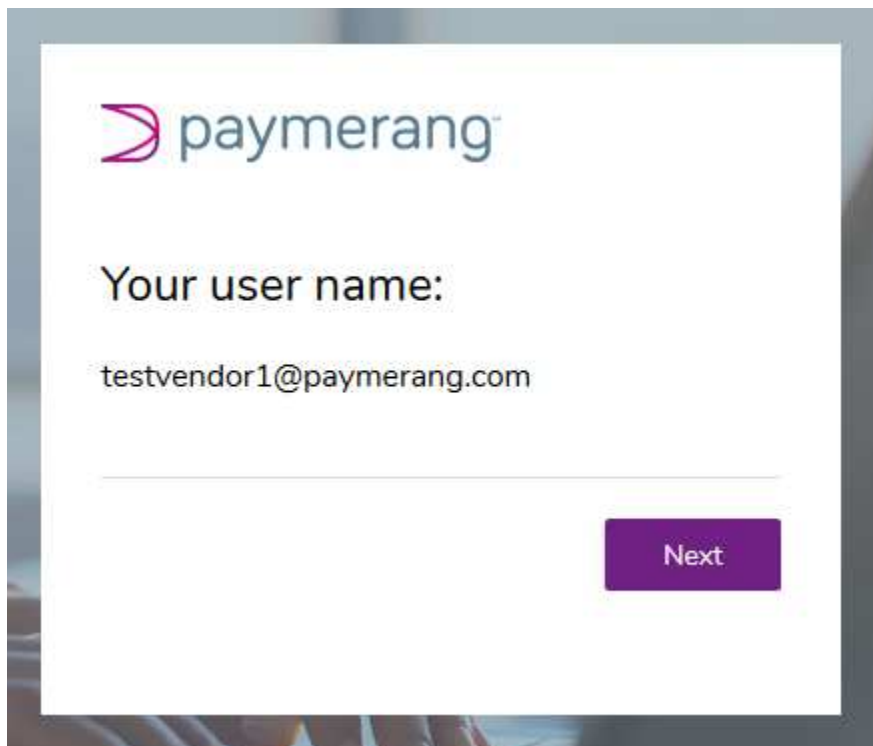
Join Paymerang
Network

If you have any questions you can contact our team at
support@paymerang.com

Paymerang

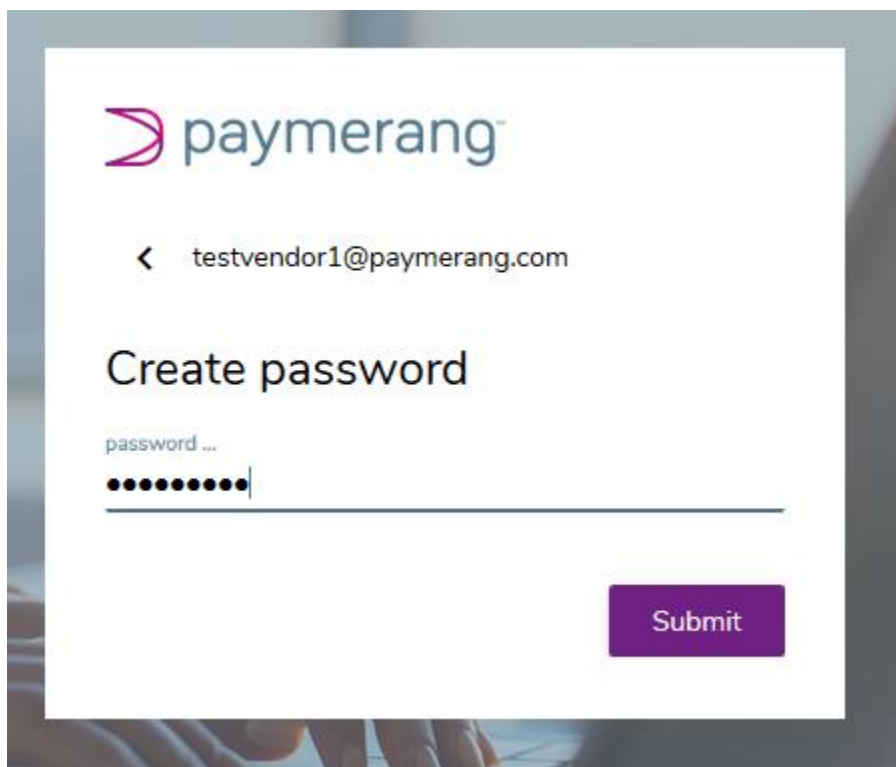
10800 Midlothian Tpke Ste 126
North Chesterfield, VA 23235
support@paymerang.com

Clicking the “Join Paymerang Network” will allow you to set up your user name and password. Your User name is your email address and we’ve pre-filled this for you:



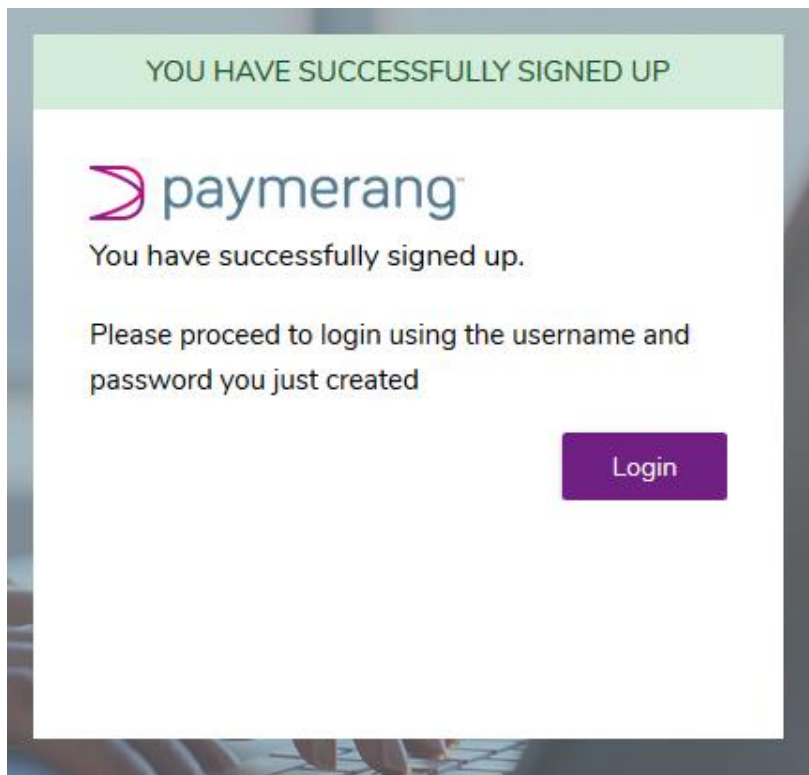
The screenshot shows the Paymerang logo at the top left. Below it, the text "Your user name:" is displayed. Underneath, the email address "testvendor1@paymerang.com" is pre-filled in a text input field. A purple button labeled "Next" is positioned to the right of the input field.

Clicking Next allows you to create your password:

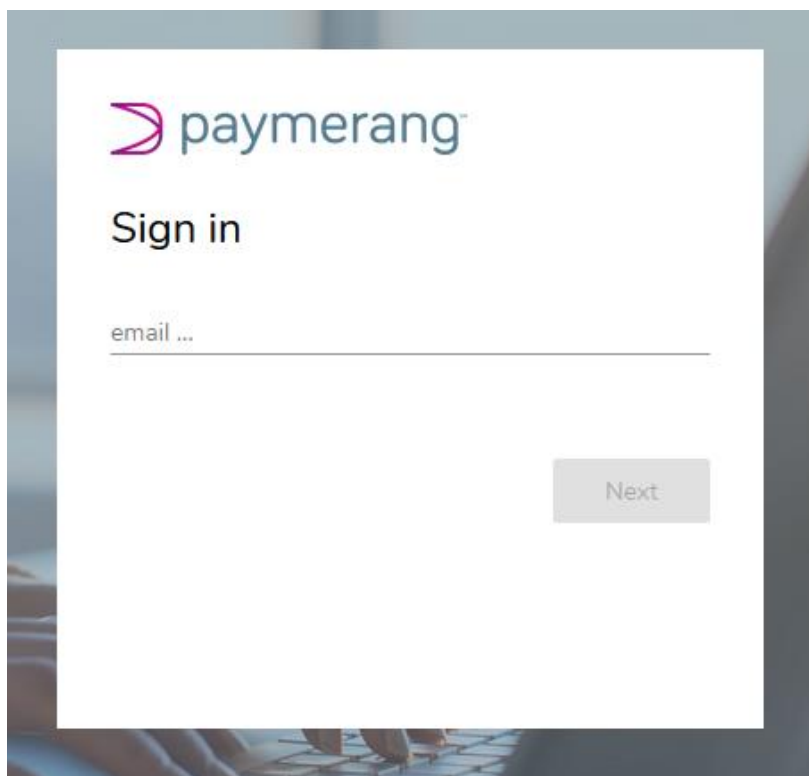


The screenshot shows the Paymerang logo at the top left. Below it, a back arrow icon is followed by the email address "testvendor1@paymerang.com". The text "Create password" is displayed. Below this, there is a password input field with the placeholder text "password ..." and a series of dots representing the password. A purple button labeled "Submit" is positioned to the right of the input field.

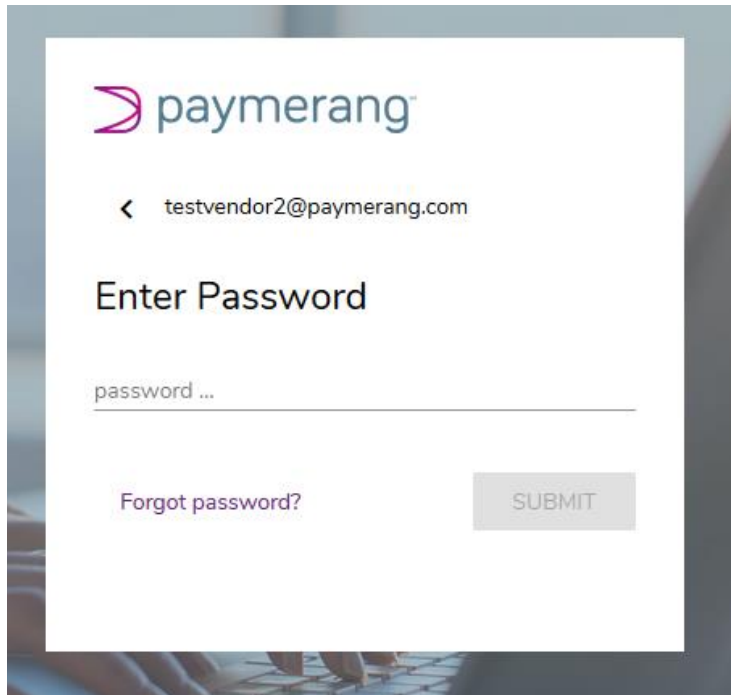
This establishes your account in our system. Clicking Login will allow you to sign in using that User Name and Password as well as a second verification method to set up or change your account information:



Enter your email address as your User Name:

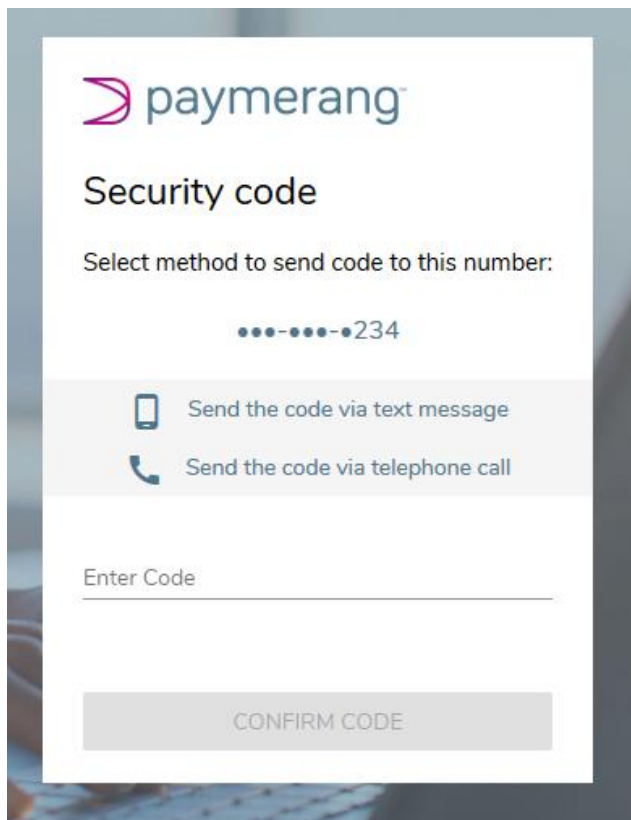


And your new password:



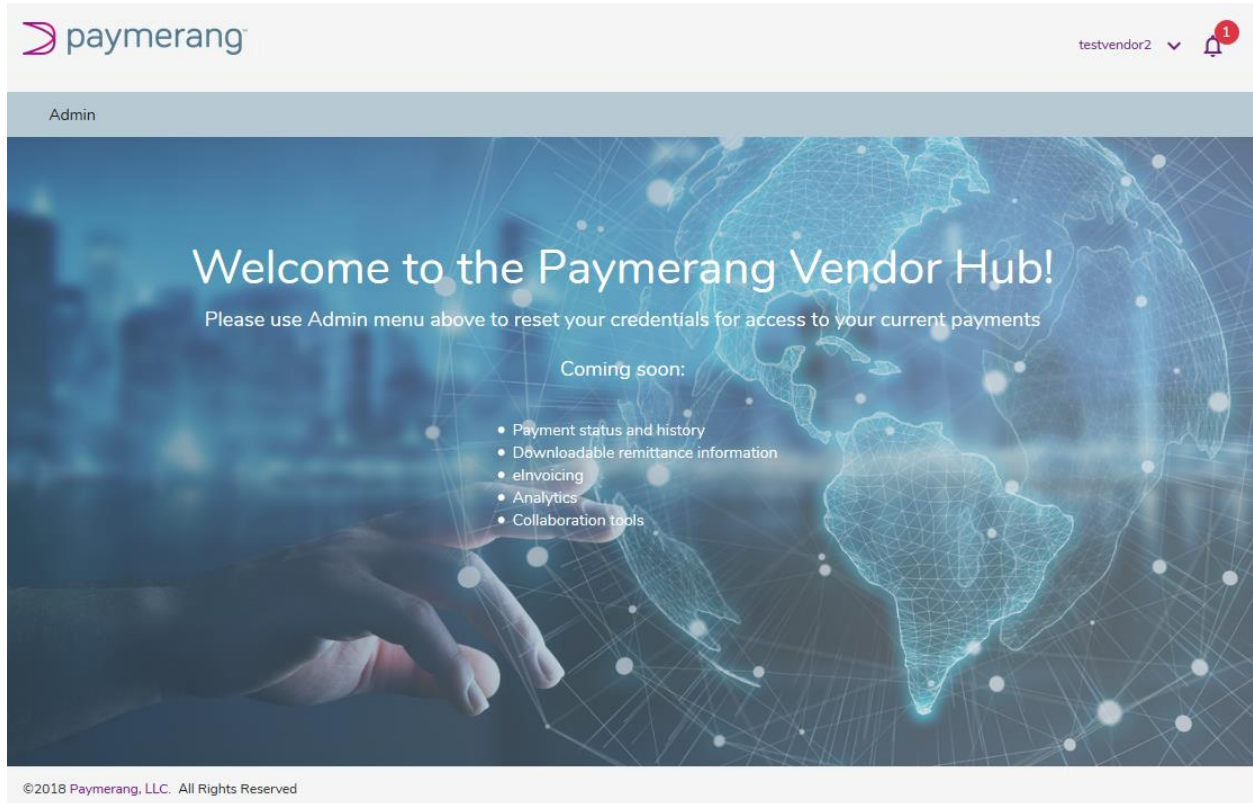
The screenshot shows the Paymerang login interface. At the top is the Paymerang logo. Below it is a back arrow and the email address 'testvendor2@paymerang.com'. The main heading is 'Enter Password'. There is a password input field with the placeholder text 'password ...'. Below the input field are two links: 'Forgot password?' and a 'SUBMIT' button.

To verify your identity, we ask you to also confirm a code you can request either by text or automated voice call:

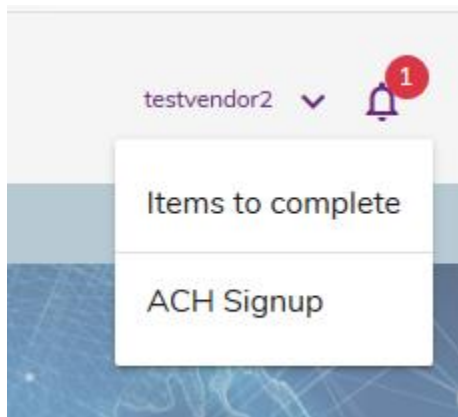


The screenshot shows the Paymerang security code verification screen. At the top is the Paymerang logo. Below it is the heading 'Security code'. The text 'Select method to send code to this number:' is followed by a phone number represented by dots and the digits '234'. There are two options for sending the code: 'Send the code via text message' (with a mobile phone icon) and 'Send the code via telephone call' (with a telephone handset icon). Below these options is an 'Enter Code' input field. At the bottom is a 'CONFIRM CODE' button.

This allows you access to our Vendor Hub. Note the task icon with one task in the upper right corner:





Clicking this reveals your ACH Signup that needs completion. Select that menu item:




You'll need to enter your Routing number and Account number:

Terminal Freight Co.

 Enter ACH

 Enter email



0012

Pay To The Order Of _____ \$ _____

Date _____

Memo _____

AUTHORIZED SIGNATURE _____

123456789 012345678912 0012

Routing Number Account Number

Enter ACH account information

Routing Number

Account Number

Verify Account Number

Next

Your bank's name will auto-populate from the Routing number entered:

Enter ACH account information

Routing Number

221376911

SPECIAL METALS FEDERAL CREDIT UNION

Account Number

123456789


Verify Account Number


123456789

Next

Specify the Account Category and Type and click Next:

Terminal Freight Co.

 Enter ACH

 Enter email

Account Category
☐ Savings
☐ Checking


Account Type
☐ Personal
☐ Business


Previous

Next

And finally enter your name, title and an email address and the checkbox agreeing to our standard ACH agreement:

Terminal Freight Co.

 Enter ACH

 Enter email

ACH Credit Authorization

I authorize Paymerang, LLC, ("Paymerang") to issue credit entries to the bank account that I have designated on the Paymerang application website. I have also authorized my financial institution to post all such entries to my account. If an error has been made, I authorize debit entries to correct that error. I understand and agree that the credit and debit reversal entries authorized herein shall comply with National Automated Clearing House Association (NACHA) rules and all applicable state and federal laws. From time to time, Paymerang will be instructed to process a payment from a party (the "Payor") seeking to make a payment to me. I understand and acknowledge that Paymerang is acting solely on the

Routing: 221376911 - SPECIAL METALS FEDERAL CREDIT UNION
Account: 123456789
Category: Savings
Type: Business

Name

Title

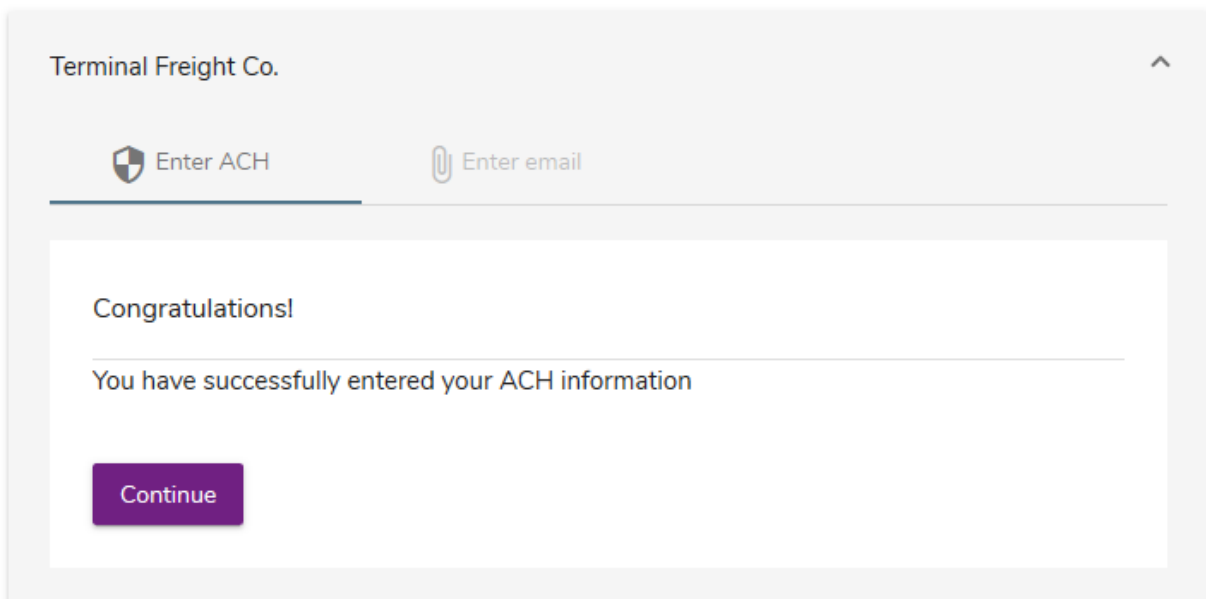
Email

☐ By Checking this box, you agree to the terms and conditions



Previous

Submit

Finally, you'll receive this success message. If you'd like to enter additional email addresses to receive payment notifications, you can enter them at this point by clicking Continue. Otherwise you may exit the Vendor Hub.



Terminal Freight Co. ^

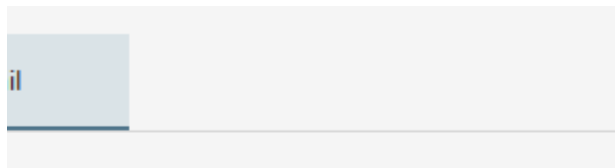
 Enter ACH  Enter email

Congratulations!


You have successfully entered your ACH information

[Continue](#)

Clicking the refresh Icon (two arrows in a circle):





il


ould receive payment notifications. 


Will show you what emails we currently have and allow you to enter additional if you wish. These email addresses will receive an email each time you receive a payment with information about that payment.

Terminal Freight Co.


 Enter ACH

 Enter email

Add or remove email addresses that should receive payment notifications. 

 Email...

You can enter up to 2 more contacts

 testvendor2@paymerang.com

Save

To exit the Vendor Hub, you may use the Admin menu at the top left and then choose the Log Out button.

Admin

Welcome to the Paymerang Network



EDIT ACH INFORMATION



LOGOUT